

8

7

6


5

4

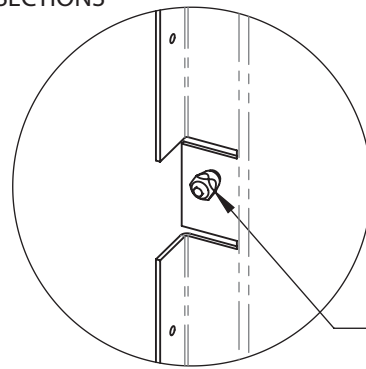
3

2

1



DETAIL B



DETAIL A

MECHANICALLY FASTEN CLADDING SECTIONS TOGETHER

CUSTOM MOUNTING NUT, SPACER WASHER AND BOLT ASSEMBLY



A



B

COVER "B" (WITH KEY HOLES) LIFT OVER MOUNTING NUT AND PUSH DOWN TO SEAT ON THE SPACER WASHER ON COVER "A"

COVER "A" FASTENED AND FIXED IN PLACE

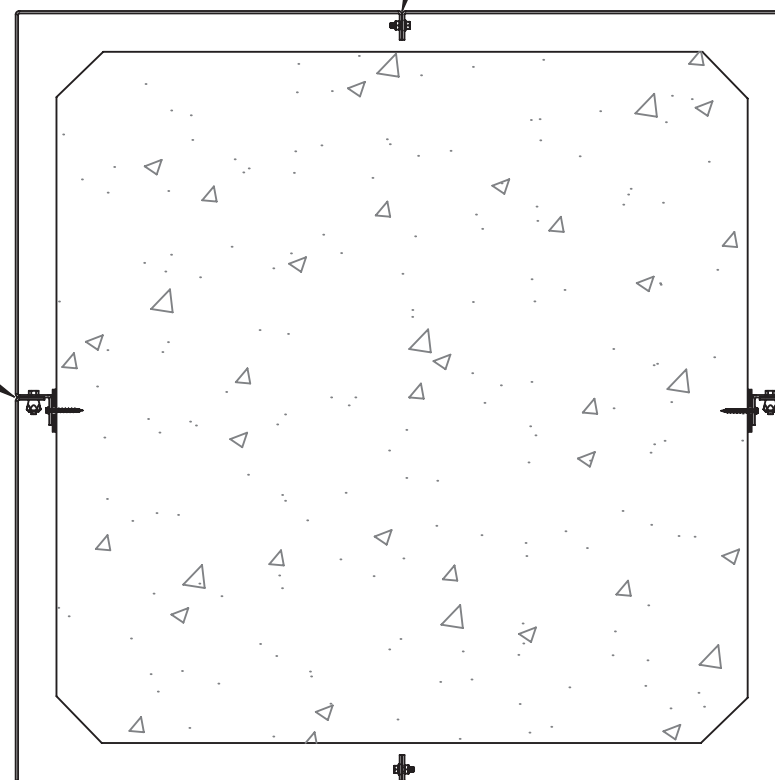
SOFT VEE BUTT JOINT

SOFT VEE BUTT JOINT

SOFT VEE BUTT JOINT

SOFT VEE BUTT JOINT

TOP VIEW



NO.	DATE	REVISION
REVISIONS		

<p>These are the sole and exclusive property of Nelson Industrial Inc. and the information contained herein may be used only by authorized agents. The use of these drawings for unintended applications, unauthorized alterations performed by third parties - on electronic files or hard copies - as well as disclosure and dissemination of information without prior consent are strictly prohibited and will absolve Nelson Industrial Inc. of any resulting liability.</p>	<p>STANDARD MFG. TOLERANCES ARE UP TO 40" LG +/- .015 OVER 40" LG +/- .031 ANGLES: +/- 0.5 DEG. HOLES: +.003/- .000 UNLESS OTHERWISE SPECIFIED ON THE DRAWING ANGLES NOT DIMENSIONED ARE 90 DEG.</p>	<p>SET BACK</p>	<p>INS. BEND RADIUS</p>	<p>PART NO.</p>	<p>DESCRIPTION NuvoFlute VSQ Square CC w/ Soft Vee Jts</p>	
	<p>ALL DIMENSIONS SHOWN IN INCHES TAKEN FROM OUTSIDE UNLESS OTHERWISE SPECIFIED. FORM ALL PARTS WITH BURR TO INSIDE. BLANK SHOWN BURR SIDE DOWN</p>	<p>MATERIAL</p>	<p>SCALE 1:15</p>	<p>DATE 8/26/2021</p>	<p>APPROVED</p>	<p>DATE</p>
	<p>PROJECTION THIRD ANGLE</p>	<p>FINISH</p>	<p>WEIGHT</p>	<p>RELEASE DATE</p>	<p>SIZE B</p>	<p>DWG NO. SQ CC ASSM</p>
	<p>DRAWING PATH</p>	<p>REVISIONS</p>	<p>SHEET B</p>	<p>REV A</p>	<p>n NELSON</p>	

8

7

6

5

4

3

2

1